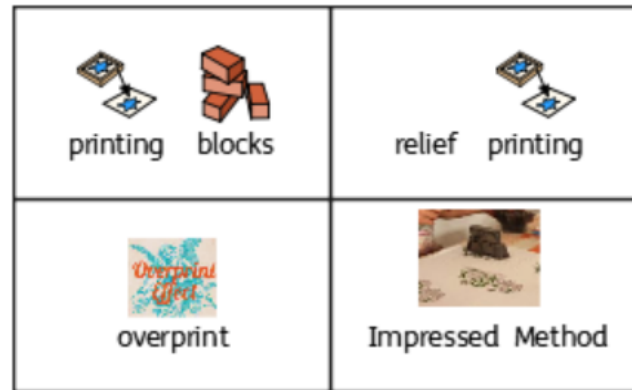



Art: William and May Morris

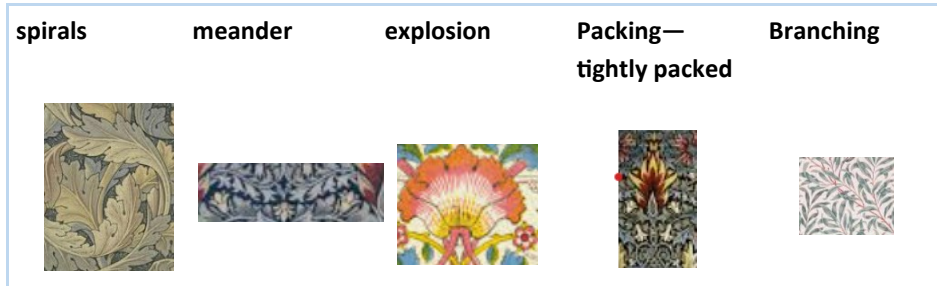


1. Create a printing plate

2. Add first colour and print repeating patterns

3. Over print with another colour

Patterns found in William Morris Designs












Floral/ Botanical designs





Repeating Patterns








Bold Colours












 W +  M  M were  part of  an  art

 movement  called  Arts and Crafts

 William  Morris was  May's  father.

 Both  William +  May  Morris  designed  patterns  that

 included  images  from  nature  such as  meadows +  and

 English  flowers.

