







DT: Making a Moving Robot Arm

 mechanics	 input
 levers	 output
 linkages	 pivot
 diagram	 step-by-step

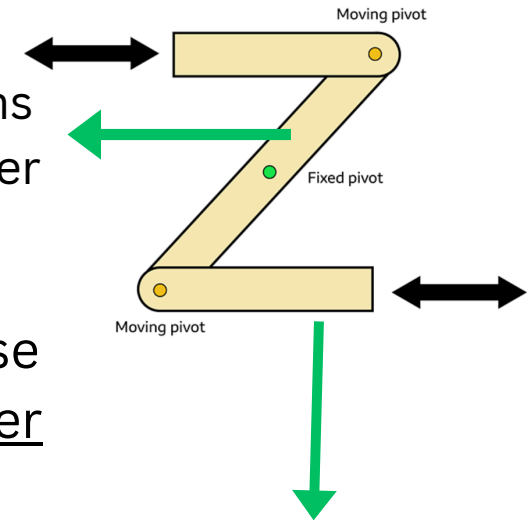


The first scientist to recognise and use the power of the lever was Archimedes.

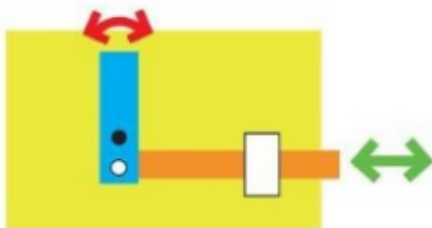
Other examples of levers and linkages.



Linkage - joins levers together



Lever - move to create movement



When you push the card strip (input movement), the two levers move (output movement)